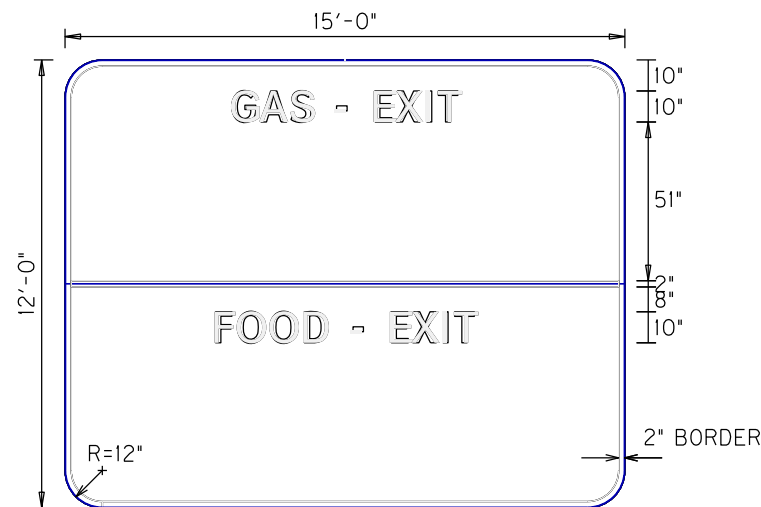
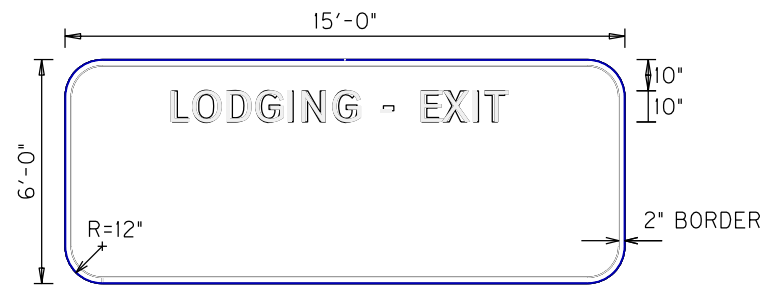
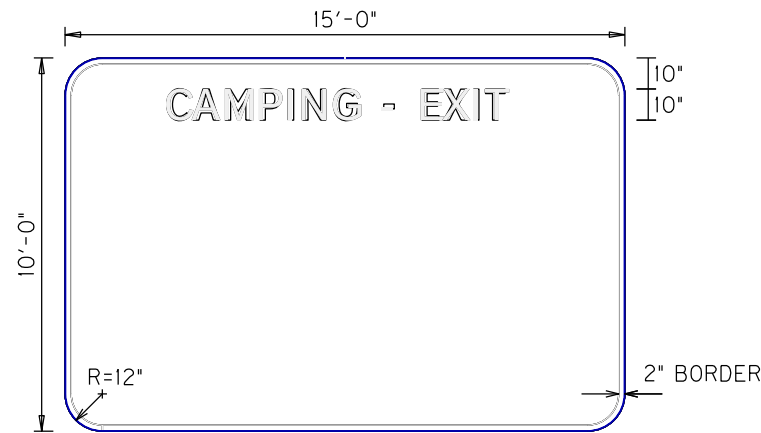


SAMPLES OF TYPICAL SPECIFIC SERVICE (LOGO) SIGNS

MAINLINE SIGNS



SPECIAL NOTES

ALL SIGNS SHALL BE PANEL TYPE SIGNS AND THE BACKGROUND COLOR SHALL BE BLUE WITH A WHITE RETROREFLECTORIZED BORDER OF THE SPECIFIED WIDTH. THE WORDS 'TOURIST ATTRACTIONS', 'GAS', 'FOOD', 'LODGING', 'CAMPING', 'ATTRACTION', AND DIRECTIONAL INFORMATION SHALL BE IN WHITE RETROREFLECTORIZED 10 INCH (10") CAPITAL LETTERS AND NUMBERS FOR THE MAINLINE SIGNS, AND 6 INCH (6") CAPITAL LETTERS FOR THE RAMP SIGNS. BORDER AND COPY SHALL BE DEMOUNTABLE.

SIGN PANELS WITH LEGEND SHALL BE FABRICATED WITH THE LEGEND AS SHOWN ON THE PLANS.

SIGN PANEL FACES SHALL BE COMPOSED OF RETROREFLECTIVE SHEETING AS SPECIFIED ON THE SIGNING SPECIFICATIONS SHEETS.

ALL SIGNS SHALL BE FABRICATED AND CONSTRUCTED IN A NEAT, WORKMANLIKE MANNER. SIGNS SHALL BE FREE OF CRACKS, TEARS, WRINKLES, BLISTERS, RIDGES, HUMPS, DISCOLORATION, BUCKLES, AND WARPS AND SHALL PRESENT A SMOOTH LIGHT SURFACE OF UNIFORM COLOR.

NOTIFY THE FOLLOWING CONTRACTOR WHEN WORK BEGINS ON SPECIFIC SERVICE (LOGO) SIGNS:

KENTUCKY LOGOS, INC.
2129 COMMERCIAL DRIVE
SUITE C
FRANKFORT, KY 40601
(800) 469-5646
(859) 227-0802

ALL SIGNS SHALL BE POSITIONED AS SHOWN ON THE SIGNING POSITIONING DETAIL SHEET. ALL BEAMS SHALL BE OF SUFFICIENT LENGTHS TO EXTEND FROM THE TOP OF THE SIGN TO THE REQUIRED BASE EMBEDMENT.

WHERE THERE ARE CURBS ON RAMPS, THE LATERAL CLEARANCE 'X' SHALL BE AT LEAST 6 FEET (6') FROM THE FACE OF THE CURB.

ALL SIGNS ARE TO BE LOCATED AT THE APPROXIMATE STATIONS LISTED, AND THE EXACT LOCATION FOR EACH SIGN SHALL BE DETERMINED BY THE CONTRACTOR AND APPROVED BY THE ENGINEER. SIGNS LOCATED BEHIND GUARDRAIL SHALL BE MOUNTED ON TYPE 'A' BEAMS; OTHERWISE, TYPE 'C' BEAMS SHALL BE UTILIZED.

SIGNS ERECTED ON THE MAINLINE SHOULD HAVE AT LEAST 800 FEET (800') OF SPACE BETWEEN EACH SIGN. SIGNS ERECTED ON THE RAMPS SHOULD BE SPACED AT LEAST 100 FEET (100') FROM THE EXIT GORE SIGN, FROM THE RAMP TERMINAL, AND FROM EACH OTHER.

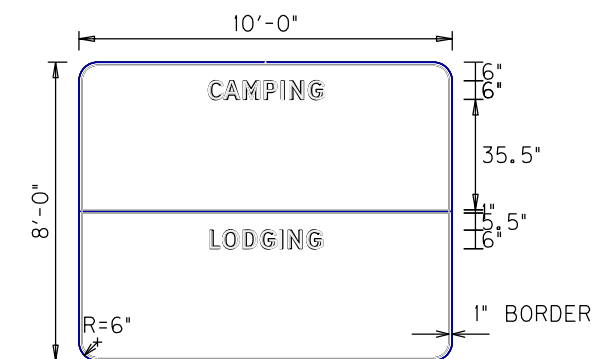
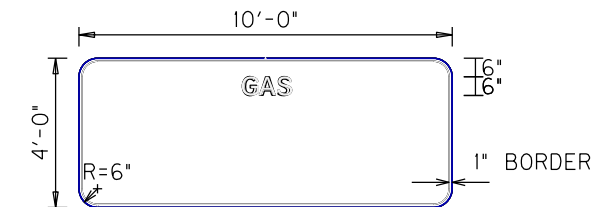
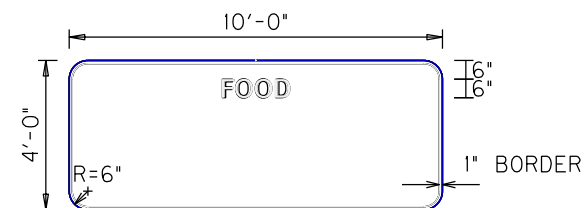
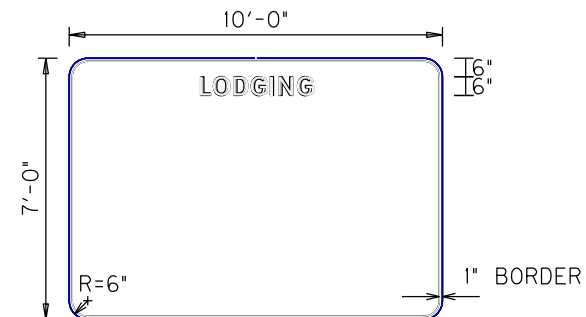
IF ANY SIGN IS LOCATED NEAR A LUMINAIRE OR OTHER POLE, IT SHALL BE INSTALLED IN ADVANCE OF THE POLE SO THAT THE MOTORISTS VIEW OF THE SIGN WILL NOT BE OBSTRUCTED.

IF ANY EXISTING SIGNS ARE TO BE OUT OF SERVICE FOR MORE THAN ONE WORK SHIFT, THEY SHALL BE TEMPORARILY RELOCATED AT THE SAME FUNCTIONAL LOCATION BY THE CONTRACTOR, WITH THE APPROVAL OF THE ENGINEER AND AT NO ADDITIONAL COST TO THE DEPARTMENT.

THE EXISTING LOGO PANELS SHALL BE REMOVED AND AFFIXED TO THE NEW PANEL SIGN, WITH THE COST INCIDENTAL TO PANEL SIGNS. INSTALLATION OF PERMANENT SIGNS SHALL BE PAID FOR AS:

GMSS TYPE 'A' (LBS)
OR GMSS TYPE 'C' (LBS)
AND PANEL SIGNS (50 FT)

RAMP SIGNS



NOT TO SCALE

SPECIFIC SERVICE (LOGO) SIGNS